

FREIGHT ELEVATOR / GOODS LIFT

RE-OPENING DEVICE IDENTIFICATION GUIDE

321



THE PEELE COMPANY
34 E. Main Street, #372, Smithtown, NY 11787

THE PEELE COMPANY LTD
195 Sandalwood Parkway West, Brampton, ON L7A 1J6

REPRESENTATIVES IN GERMANY, FRANCE, MIDDLE EAST, SINGAPORE & THE UK

1 800 787 5020
1 905 846 4545
SALES@PEELLEDOR.COM
PEELLEDOR.COM

OCT 2020

Contents

1. REVERSING EDGE - CONTACT TYPE	
EARLY GENERATION 1962-2011.....	1
CURRENT GENERATION 2011-PRESENT.....	2
2. RETRACTABLE LEADING EDGE SENSOR (PHOTO-EYE)	
PEELLE SENSOR BEAM™ 1994-2001.....	4
3. SINGLE LIGHT CURTAIN (LOCATED OUTSIDE OF CAR)	
STANDARD EARLY GENERATION 2001-2009.....	6
STANDARD SECOND GENERATION 2009-2013.....	7
STANDARD CURRENT GENERATION 2016-PRESENT.....	8
4. PROTECTOR LIGHT CURTAIN (LOCATED INSIDE THE CAR)	
EARLY GENERATION 2002-2016.....	10
SECOND GENERATION 2011-2013.....	11
CURRENT GENERATION 2016-PRESENT.....	12
5. DUAL LIGHT CURTAIN (BOTH SIDES OF CAR GATE)	
FIRST GENERATION 2010-2013.....	14
CURRENT GENERATION 2013-PRESENT.....	15



THE PEELLE COMPANY

FREIGHT DOORS | CAR GATES | CAR ENCLOSURES

TECHNICAL SUPPORT 1-800-787-5020 ext 275

Guide No. 263-EN

**RE-OPENING DEVICES
IDENTIFICATION BOOKLET**

Date: Oct 22 / 2020

REVERSING EDGE - CONTACT TYPE



THE PEELLE COMPANY

FREIGHT DOORS | CAR GATES | CAR ENCLOSURES

TECHNICAL SUPPORT 1-800-787-5020 ext 275

3

Guide No. 263-EN

**RE-OPENING DEVICES
IDENTIFICATION BOOKLET**

Date: Oct 22 / 2020

REVERSING EDGE

EARLY GENERATION 1962-2011


STATUS: PARTS ORDERS ONLY

PART NO: 068412

MANUFACTURER: MILLER EDGE

Original type - Grey, Vinyl Foam

Replaced with - Yellow and Black, Vinyl Foam




HOW TO ORDER


You need all three items

- 1) **REVERSING EDGE (YELLOW)**
068412 Safety Edge with 24 in wire lead
- 2) **MOUNTING HARDWARE**
(2) 068216 Retaining Strips
- 3) **4 WIRE CABLE**
068440 Travel Cable

HOW TO MEASURE



Replacement Length = Panel Width - 3/4 in



THE PEELLE COMPANY

FREIGHT DOORS | CAR GATES | CAR ENCLOSURES

TECHNICAL SUPPORT 1-800-787-5020 ext 275

Guide No. 263-EN


**RE-OPENING DEVICES
IDENTIFICATION BOOKLET**

Date: Oct 22 / 2020

REVERSING EDGE

CURRENT GENERATION 2011-PRESENT

STATUS: CURRENT
PART NO: 060164
MANUFACTURER: MILLER EDGE




HOW TO ORDER

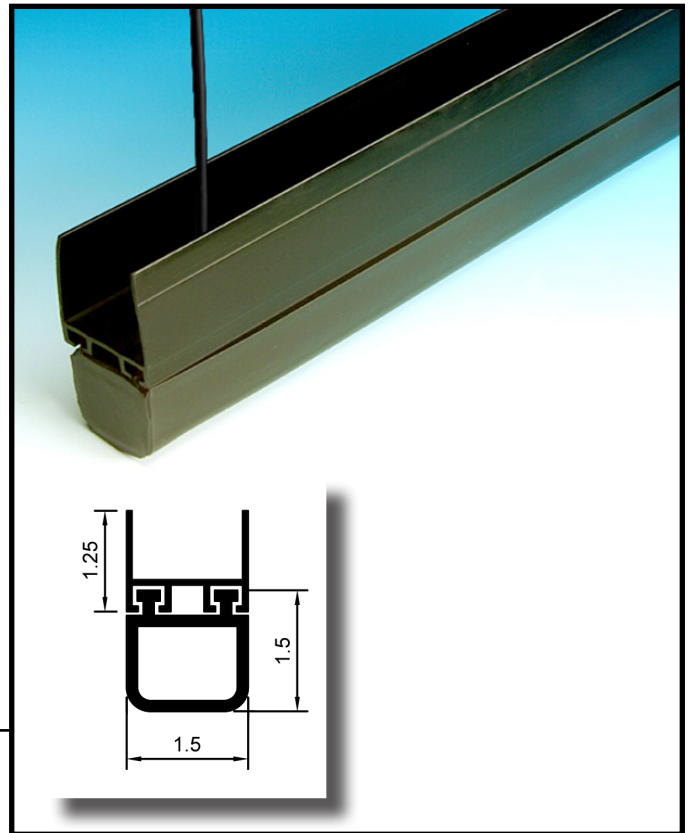
You need all three items

- 1) **REVERSING EDGE (BLACK ROBUST NEOPRENE)**
060164 Safety Edge with 24 in wire lead
C/W Mounting Channel
- 2) **4 WIRE CABLE**
068440 Travel Cable

HOW TO MEASURE



Replacement Length = Panel Width - 3/4 in



THE PEELLE COMPANY

FREIGHT DOORS | CAR GATES | CAR ENCLOSURES

TECHNICAL SUPPORT 1-800-787-5020 ext 275

Guide No. 263-EN

RE-OPENING DEVICES
IDENTIFICATION BOOKLET

Date: Oct 22 / 2020

RETRACTABLE LEADING EDGE SENSOR (PHOTO-EYE)



THE PEELLE COMPANY

FREIGHT DOORS | CAR GATES | CAR ENCLOSURES

TECHNICAL SUPPORT 1-800-787-5020 ext 275

3

Guide No. 263-EN

**RE-OPENING DEVICES
IDENTIFICATION BOOKLET**

Date: Oct 22 / 2020

SENSOR BEAM

PEELLE SENSOR BEAM™ 1994-2001

STATUS:

OBSOLETE

ASSEMBLY NO:

4685, 4686, 4687, 4688, 4689



SENSORS
(LOCATED INSIDE THE SQUARE TUBES)

REPLACEMENT PARTS

1) SENSORS

468528 Source and Detector Kit

MANUFACTURE: Eaton - Cutler Hammer



RECOMMENDED UPGRADE

You need all three items

1) LIGHT CURTAIN (CHOOSE ONE)

4804 (short range up to 14 ft opening width)

4805 (long range 14ft - 32ft opening width)

2) MOUNTING HARDWARE

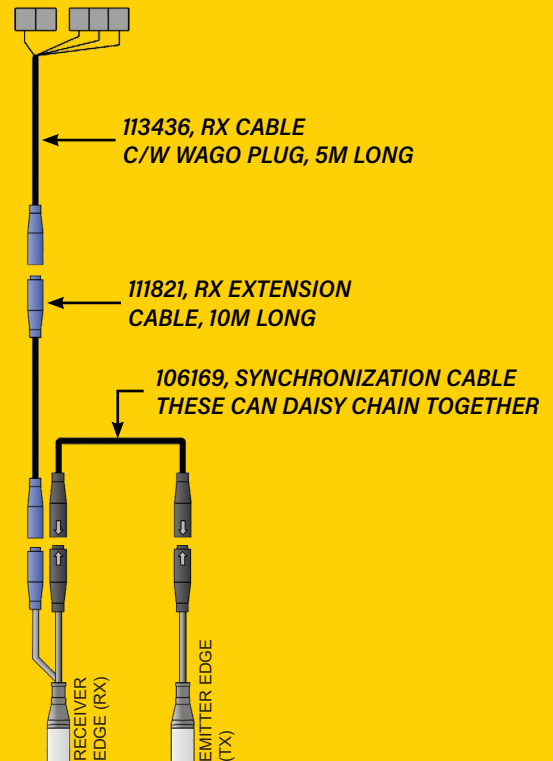
060411 Hardware Kit #2

3) POWER SUPPLY

103600 Single Light Curtain PSU



REPLACEMENT CABLES



THE PEELLE COMPANY

FREIGHT DOORS | CAR GATES | CAR ENCLOSURES

TECHNICAL SUPPORT 1-800-787-5020 ext 275

Guide No. 263-EN

RE-OPENING DEVICES
IDENTIFICATION BOOKLET

Date: Oct 22 / 2020

SINGLE LIGHT CURTAIN (LOCATED OUTSIDE OF CAR)



THE PEELLE COMPANY

FREIGHT DOORS | CAR GATES | CAR ENCLOSURES

TECHNICAL SUPPORT 1-800-787-5020 ext 275

5

Guide No. 263-EN

**RE-OPENING DEVICES
IDENTIFICATION BOOKLET**

Date: Oct 22 / 2020

SINGLE LIGHT CURTAIN

STANDARD EARLY GENERATION 2001-2009

STATUS: **OBSOLETE**

PART NO: **4690, 4691**

MANUFACTURER: **FORMULA SYSTEMS**

This light curtain would have been used on its own as a single light curtain



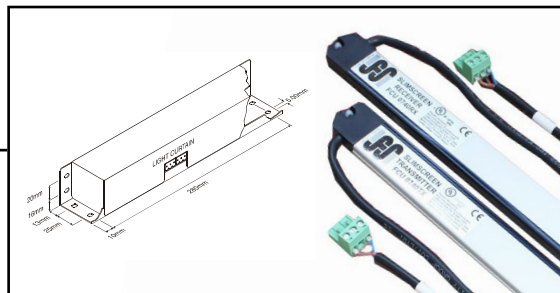
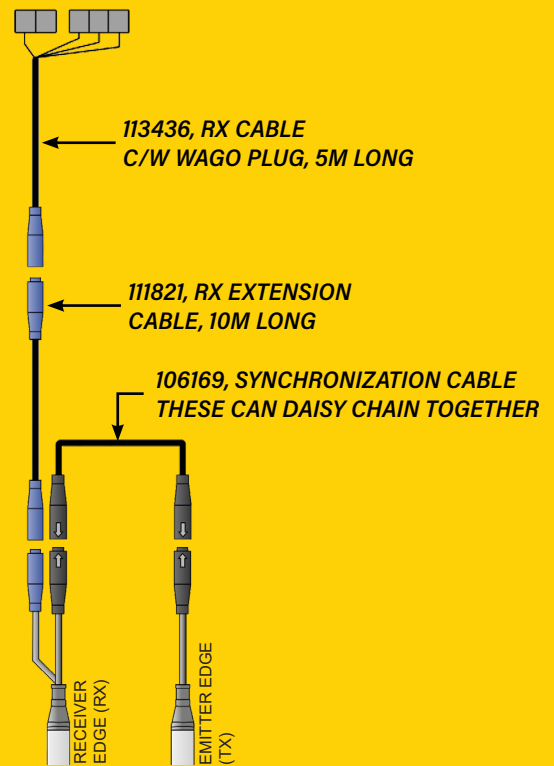
REPLACEMENT OPTIONS

You need all three items

- 1) **LIGHT CURTAIN (CHOOSE ONE)**
4804 (short range up to 14 ft opening width)
4805 (long range 14ft - 32ft opening width)
- 2) **MOUNTING HARDWARE**
060410 Hardware Kit #1
- 3) **POWER SUPPLY**
103600 Single Light Curtain PSU



REPLACEMENT CABLES



LIGHT CURTAIN STICKS &
CONTROLLER / PSU



THE PEELLE COMPANY

FREIGHT DOORS | CAR GATES | CAR ENCLOSURES

TECHNICAL SUPPORT 1-800-787-5020 ext 275

SINGLE LIGHT CURTAIN

STANDARD SECOND GENERATION 2009-2013

STATUS: **OBSOLETE**
PART NO: **4697(M), 4698(M)**
MANUFACTURER: **CEDES (CEGARD MAX)**

This light curtain would have been used on its own as a single light curtain



LIGHT CURTAIN STICKS
& CONTROLLER / PSU

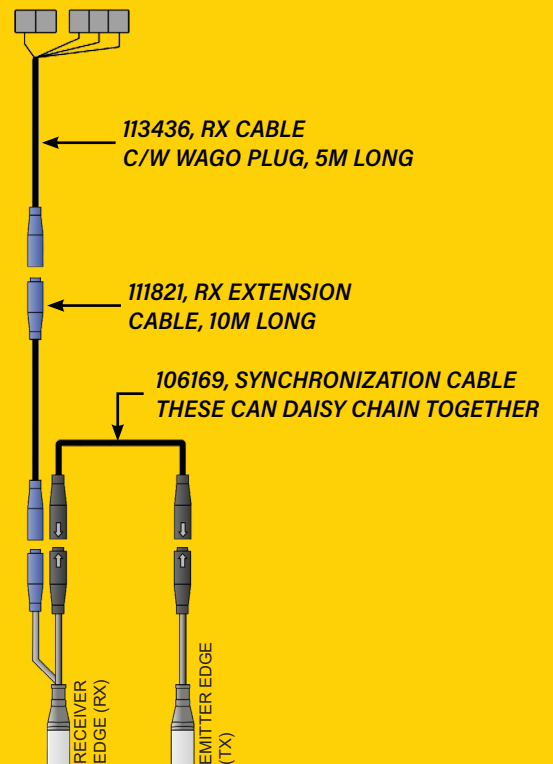
REPLACEMENT OPTIONS

You need all three items

- 1) **LIGHT CURTAIN (CHOOSE ONE)**
4804 (short range up to 14 ft opening width)
4805 (long range 14ft - 32ft opening width)
- 2) **MOUNTING HARDWARE**
060410 Hardware Kit #1
- 3) **POWER SUPPLY**
103600 Single Light Curtain PSU



REPLACEMENT CABLES



THE PEELLE COMPANY

FREIGHT DOORS | CAR GATES | CAR ENCLOSURES

TECHNICAL SUPPORT 1-800-787-5020 ext 275

SINGLE LIGHT CURTAIN

STANDARD CURRENT GENERATION 2016-PRESENT

STATUS: CURRENT

PART NO: 4804, 4805

MANUFACTURER: CEDES (GRIDSCAN MINI)

This light curtain would have been used on its own as a single light curtain, or part of our dual light curtain arrangement.



LIGHT CURTAIN STICKS
& CONTROLLER / PSU

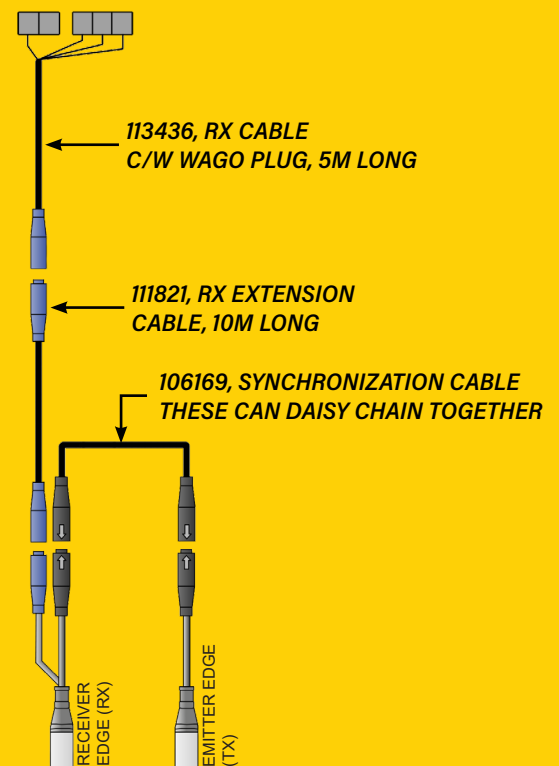
HOW TO ORDER

You need all three items

- 1) **LIGHT CURTAIN (CHOOSE ONE)**
4804 (short range up to 14 ft opening width)
4805 (long range 14ft - 32ft opening width)
- 2) **MOUNTING HARDWARE**
060410 Hardware Kit #1
- 3) **POWER SUPPLY**
103600 Single Light Curtain PSU



REPLACEMENT CABLES



THE PEELLE COMPANY

FREIGHT DOORS | CAR GATES | CAR ENCLOSURES

TECHNICAL SUPPORT 1-800-787-5020 ext 275

Guide No. 263-EN

RE-OPENING DEVICES
IDENTIFICATION BOOKLET

Date: Oct 22 / 2020

PROTECTOR LIGHT CURTAIN (LOCATED INSIDE THE CAR)



THE PEELLE COMPANY

FREIGHT DOORS | CAR GATES | CAR ENCLOSURES

TECHNICAL SUPPORT 1-800-787-5020 ext 275

Guide No. 263-EN

**RE-OPENING DEVICES
IDENTIFICATION BOOKLET**

Date: Oct 22 / 2020

PROTECTOR LIGHT CURTAIN

EARLY GENERATION 2002-2016

STATUS: **OBSOLETE**

PART NO: **4694**

MANUFACTURER: **FORMULA SYSTEMS**

This light curtain would have been used on its own as a single light curtain



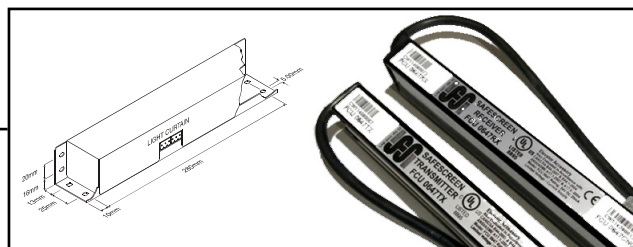
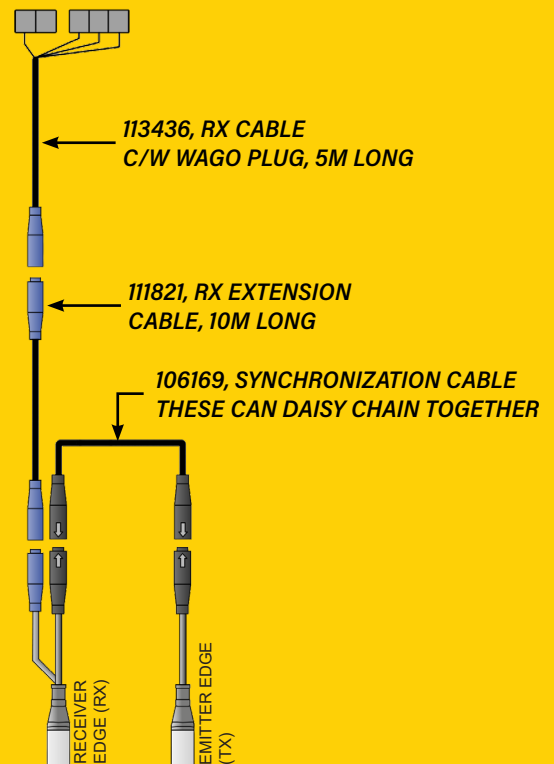
REPLACEMENT OPTIONS

You need all three items

- 1) **LIGHT CURTAIN (CHOOSE ONE)**
4804 (short range up to 14 ft opening width)
4805 (long range 14ft - 32ft opening width)
- 2) **MOUNTING HARDWARE**
060411 Hardware Kit #2
- 3) **POWER SUPPLY**
103600 Single Light Curtain PSU



REPLACEMENT CABLES



LIGHT CURTAIN STICKS & CONTROLLER / PSU



THE PEELLE COMPANY

FREIGHT DOORS | CAR GATES | CAR ENCLOSURES

TECHNICAL SUPPORT 1-800-787-5020 ext 275

PROTECTOR LIGHT CURTAIN

SECOND GENERATION 2011-2013

STATUS: *OBSOLETE*
PART NO: 4699(M), 4700(M)
MANUFACTURER: CEDES (CEGARD MAX)

This light curtain would have been used on its own as a single light curtain, or part of our dual light curtain arrangement.



LIGHT CURTAIN STICKS
& CONTROLLER / PSU

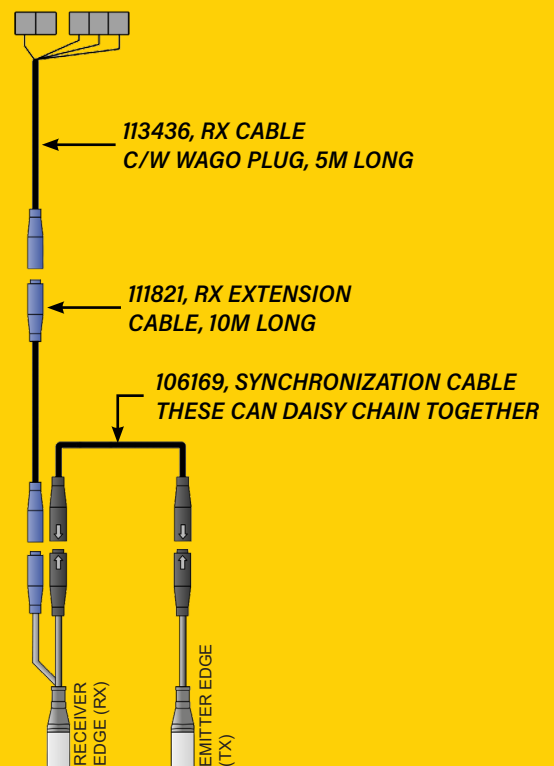
REPLACEMENT OPTIONS

You need all three items

- 1) **LIGHT CURTAIN (CHOOSE ONE)**
4804 (short range up to 14 ft opening width)
4805 (long range 14ft - 32ft opening width)
- 2) **MOUNTING HARDWARE**
060411 Hardware Kit #2
- 3) **POWER SUPPLY**
103600 Single Light Curtain PSU



REPLACEMENT CABLES



THE PEELE COMPANY

FREIGHT DOORS | CAR GATES | CAR ENCLOSURES

TECHNICAL SUPPORT 1-800-787-5020 ext 275

PROTECTOR - LIGHT CURTAIN

CURRENT GENERATION 2016-PRESENT

STATUS: CURRENT
PART NO: 4804, 4805

MANUFACTURER: CEDES (GRIDSCAN MINI)

This light curtain would have been used on its own as a single light curtain, or part of our dual light curtain arrangement.



LIGHT CURTAIN STICKS
& CONTROLLER / PSU

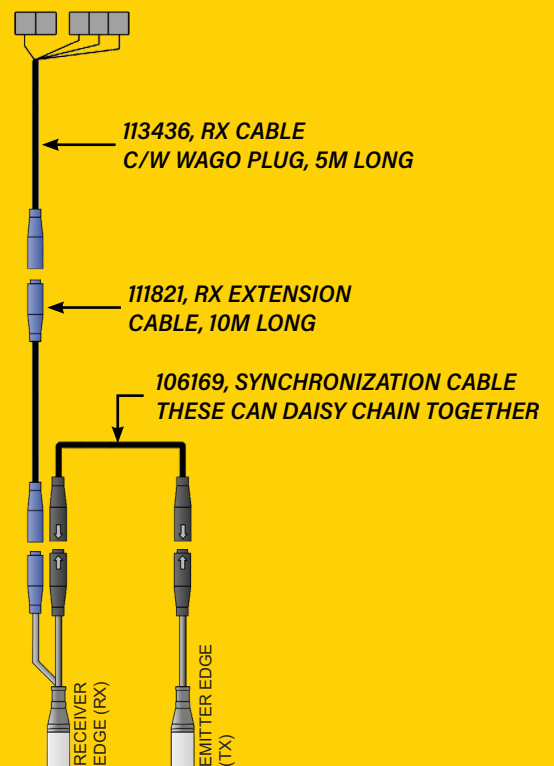
HOW TO ORDER

You need all three items

- 1) **LIGHT CURTAIN (CHOOSE ONE)**
4804 (short range up to 14 ft opening width)
4805 (long range 14ft - 32ft opening width)
- 2) **MOUNTING HARDWARE**
060411 Hardware Kit #2
- 3) **POWER SUPPLY**
103600 Single Light Curtain PSU



REPLACEMENT CABLES



THE PEELLE COMPANY

FREIGHT DOORS | CAR GATES | CAR ENCLOSURES

TECHNICAL SUPPORT 1-800-787-5020 ext 275

DUAL LIGHT CURTAIN (BOTH SIDES OF CAR GATE)



THE PEELLE COMPANY

FREIGHT DOORS | CAR GATES | CAR ENCLOSURES

TECHNICAL SUPPORT 1-800-787-5020 ext 275

13

Guide No. 263-EN

**RE-OPENING DEVICES
IDENTIFICATION BOOKLET**

Date: Oct 22 / 2020

DUAL LIGHT CURTAIN

FIRST GENERATION 2010-2013

STATUS: *OBSOLETE*
PART NO: 4699(M), 4700(M), 4701(M)
MANUFACTURER: CEDES (CEGARD MAX)

The Peelle Dual Light Curtain Arrangement is comprised of 2 light curtains. Light Curtain #1 is located outside the car door, Light Curtain #2 is located inside the car door rail, directly in the path of the closing car door panel.



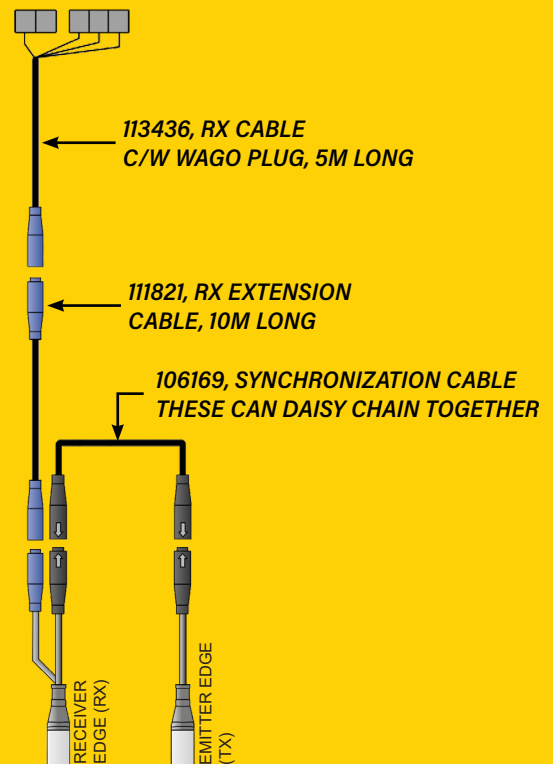
REPLACEMENT OPTIONS

You need all three items


- 1) **LIGHT CURTAIN (CHOOSE TWO OF THE SAME)**
4804 (short range up to 14 ft opening width)
4805 (long range 14ft - 32ft opening width)
- 2) **MOUNTING HARDWARE (BOTH KITS REQUIRED)**
060410 Hardware Kit #1
060411 Hardware Kit #2
- 3) **POWER SUPPLY**
480108(M) Dual Light Curtain PSU
*** (M) denotes moisture resistant enclosure



REPLACEMENT CABLES



LIGHT CURTAIN STICKS
& CONTROLLER / PSU



LIGHT CURTAIN STICKS
& CONTROLLER / PSU



THE PEELE COMPANY

FREIGHT DOORS | CAR GATES | CAR ENCLOSURES

TECHNICAL SUPPORT 1-800-787-5020 ext 275

DUAL LIGHT CURTAIN

CURRENT GENERATION 2013-PRESENT

STATUS: **CURRENT**

PART NO: **4804, 4805**

MANUFACTURER: **CEDES (GRIDSCAN MINI)**

The Peelle Dual Light Curtain Arrangement is comprised of 2 light curtains. Light Curtain #1 is located outside the car door, Light Curtain #2 is located inside the car door rail, directly in the path of the closing car door panel.



LIGHT
CURTAIN #1

LIGHT
CURTAIN #2

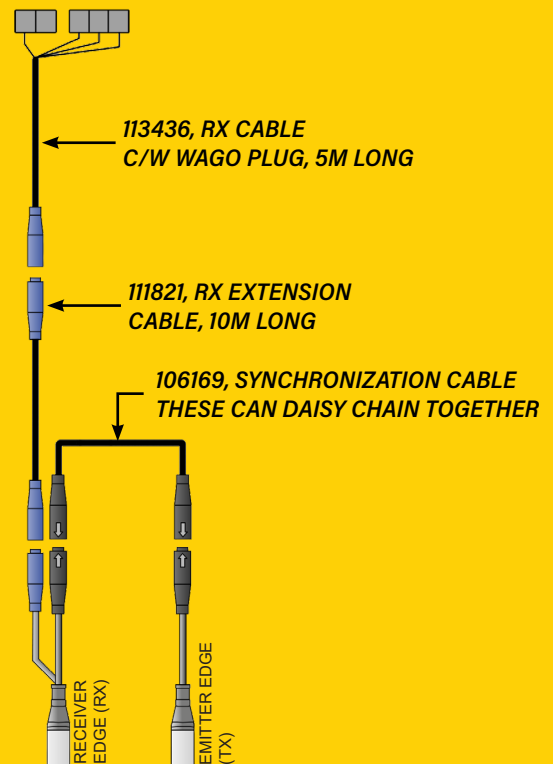
HOW TO ORDER

You need all three items

- 1) **LIGHT CURTAIN (CHOOSE TWO OF THE SAME)**
4804 (short range up to 14 ft opening width)
4805 (long range 14ft - 32ft opening width)
- 2) **MOUNTING HARDWARE (BOTH KITS REQUIRED)**
060410 Hardware Kit #1
060411 Hardware Kit #2
- 3) **POWER SUPPLY**
480108(M) Dual Light Curtain PSU
*** (M) denotes moisture resistant enclosure



REPLACEMENT CABLES



LIGHT CURTAIN STICKS & CONTROLLER / PSU



THE PEELE COMPANY

FREIGHT DOORS | CAR GATES | CAR ENCLOSURES

TECHNICAL SUPPORT 1-800-787-5020 ext 275

15

Guide No. 263-EN

RE-OPENING DEVICES
IDENTIFICATION BOOKLET

Date: Oct 22 / 2020



Phone +1 905 846 4545

Toll Free +1 800 787 5020

Fax +1 905 846 2161

sales@peelledoor.com

www.peelledoor.com