

**Product** PLC Controller  
**Part No.** 274200D, 274201D, 274202D



March 16/2016

**Description**

PLC (programmable logic controller) is for use with Peelle freight doors and car gates / doors and controls the open and close sequence of all doors, gates / car doors.

When set to STANDARD MODE, the PLC controls all aspects of the open and close sequence.

When set to SLAVE MODE the open and close sequence is controlled by the elevator controller.

**Voltage Input:**  
**(No transformer required)**

220 VAC 3PH 60Hz  
200 VAC 3PH 50Hz

**(Peelle transformer required)**

380-415 VAC 3PH 50Hz  
440-480 VAC 3PH 60Hz  
550-600 VAC 3PH 60Hz

**Power:**

1.7 KVA (single and staggered line of doors)  
3.0 KVA (double line of doors)

**Enclosure Type:**

1, 4, 4X

**Weight:**

86 lbs / 40 Kg

**CERTIFICATIONS**



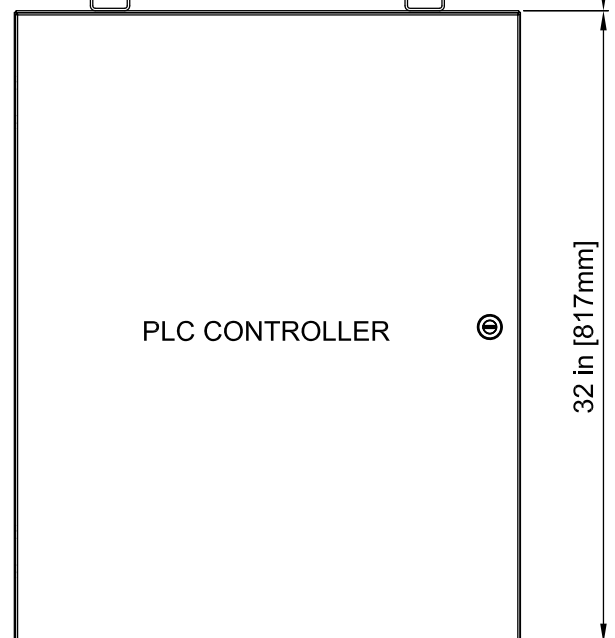
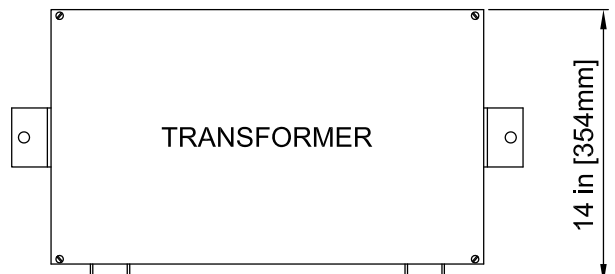
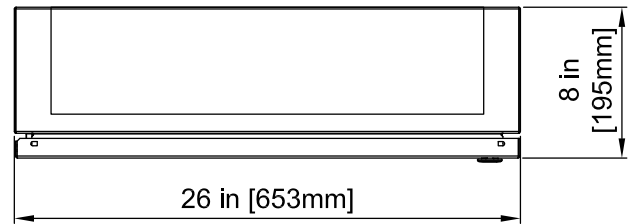
Certificate No.  
LR 11780-61

**STANDARDS**

ASME A17.5/CSA B44.1

**ORDERING INFORMATION**

274200D-N1(N4) - Front  
274201D-N1(N4) - Front & Rear  
274202D-N1(N4) - Front & Rear Staggered





CSA INTERNATIONAL

# Certificate of Compliance

**Certificate:** 1204277 (LR 11780-61)

**Master Contract:** 220697

**Project:** 1763617

**Date Issued:** 2006/02/17

**Issued to:** The Peelle Company Limited  
195 Sandalwood Pky W  
Brampton, ON L7A 1J6  
Canada  
Attention: Mr. Steve Reynolds

*The products listed below are eligible to bear the CSA Mark shown with adjacent indicators 'C' and 'US'*



**Issued by:** Ana Adari P.Eng.

**Authorized by:** Gabriel Lipka, C.E.T., Product Group Manager

## **PRODUCTS**

- CLASS 2411 02** - ELEVATOR EQUIPMENT-Enclosed Elevator - and Escalator Electrical Equipment  
**CLASS 2411 82** - ELEVATOR EQUIPMENT-Enclosed Elevator Electrical - Equipment-Certified to U.S. Standards

Elevator door and car gate controller, Type 2741 Series, 200/220V ac, 50/60Hz, 3-phase, 1 hp max, 10 A and Type 2742 Series, 380-600V ac, 50/60Hz, 3-phase 1.5hp max, 15A. and Type 2743 Series,input, 240V ac,50/60Hz,1-ph,30Amax,output,3-ph,0-650Hz,3hp max.(0.75hp max.motors).

## **APPLICABLE REQUIREMENTS**



CSA INTERNATIONAL

**Certificate:** 1204277 (LR 11780-61)

**Master Contract:** 220697

**Project:** 1763617

**Date Issued:** 2006/02/17

---

CAN/CSA-B44.1-04/ - Elevator and Escalator Electrical Equipment

ASME-A17.5-2004