

Peelle Ready-Clean Options

FREIGHT ELEVATOR / GOODS LIFT DOORS


Peelle **Ready-Clean** options help mitigate the spread of **germs and bacteria.**

Ready-Clean Washdown

Complete Stainless Steel with moisture resistant equipment ready for intense washdown.

Ready-Clean Wipedown

Stainless Steel Fascia on exposed side of landing and car doors, provides an easy to clean wipedown surface.



THE PEELLE COMPANY
34 E. Main Street, #372, Smithtown, NY 11787

THE PEELLE COMPANY LTD
195 Sandalwood Parkway West, Brampton, ON L7A 1J6

REPRESENTATIVES IN GERMANY, FRANCE, MIDDLE EAST, SINGAPORE & THE UK

1 800 787 5020
1 905 846 4545
SALES@PEELLEDOR.COM
PEELLEDOR.COM

JULY 2020

Landing Door

READY-CLEAN WASHDOWN

STAINLESS STEEL COMPONENTS

- ✓ Door Panels
- ✓ Door Rails
- ✓ Roller Chain
- ✓ Mounting Hardware

MOISTURE RESISTANT EQUIPMENT

- ✓ Power Door Operators
- ✓ Control System
 - ✓ Wireless Controller
 - ✓ Positional Encoder
- ✓ Interlocks
- ✓ Emergency Unlocking Device
- ✓ Electrical Package (optional)
 - ✓ Conduit & connectors

READY-CLEAN WIPEDOWN

STAINLESS STEEL COMPONENTS

- ✓ Door Panel Fascia (hall side of panels)

POWER DOOR OPERATORS

ROLLER CHAIN

POSITIONAL ENCODER

DOOR PANEL

DOOR RAIL

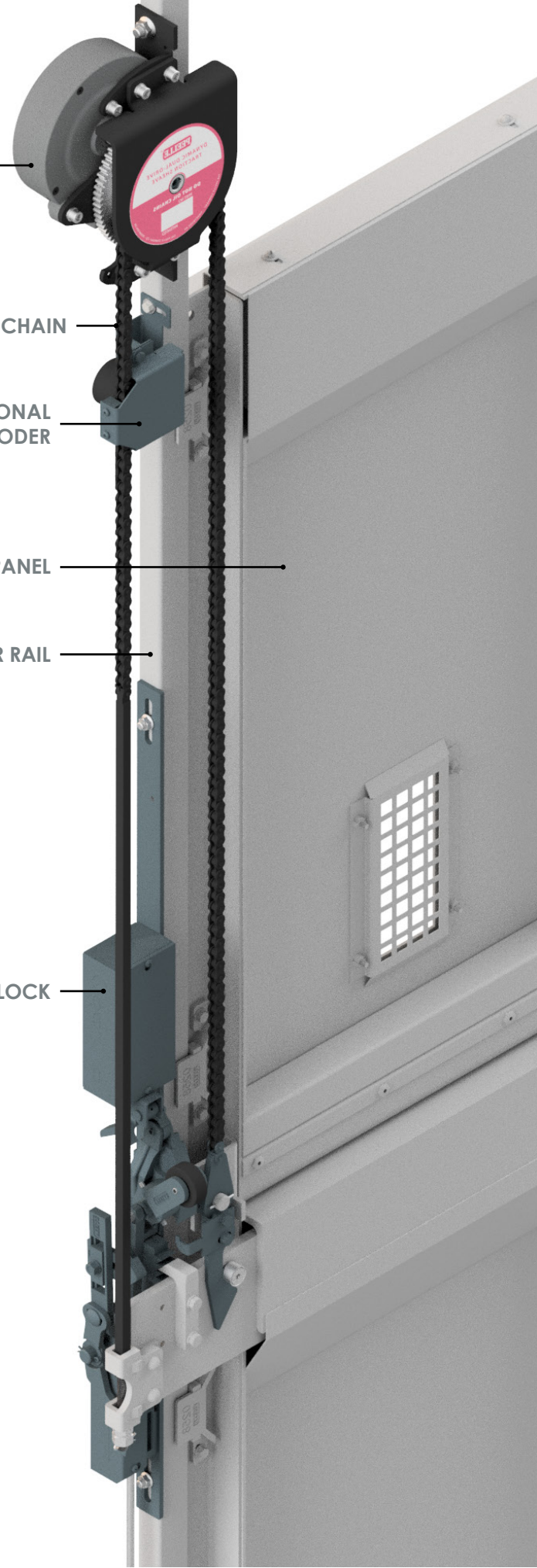
INTERLOCK



WIRELESS CAR DOOR CONTROLLER



EMERGENCY UNLOCKING DEVICE



Car Door / Gate

READY-CLEAN WASHDOWN

STAINLESS STEEL COMPONENTS

- ✓ Car Door Panels
 - ✓ Solid Panel or Wire Mesh
- ✓ Car Door Rails
- ✓ Roller Chain
- ✓ Mounting Hardware


MOISTURE RESISTANT EQUIPMENT

- ✓ Power Operator
- ✓ Control System
 - ✓ Wireless Controller
 - ✓ Positional Encoder
- ✓ Retiring Cam
- ✓ Car Door Contact
- ✓ Light Curtain Reversing Device

READY-CLEAN WIPEDOWN

STAINLESS STEEL COMPONENTS

- ✓ Car Door Panel Fascia (car side of panels)
- ✓ (Optional) wire mesh car gate



POWER
OPERATOR

POSITIONAL
ENCODER

CAR DOOR
CONTACT

ROLLER CHAIN

CAR DOOR
RAIL

CAR DOOR
COUNTERWEIGHT

RETIRING CAM
(MOTOR)

CAR DOOR
PANEL

RETIRING CAM
(LOWER)